

April 6-10th

Mrs.Strader - 2nd Grade

Parents: I am giving you a weekly list of activities. Reading books or articles will be the most time consuming. Since we are missing the Piggy Opera and all of the stories, I found some pig stories on Epic. Science /social studies activities cover information about the Earth. If you have any questions, please email me through TeacherEase. I will have office hours on Mondays, Tuesdays, and Wednesday so you can contact by email, and hopefully, get your questions answered quicker. If you contact me at any other time, please know I will email you back as quickly as I can.

My office hours are: Monday (8am-10am), Tuesday (10am-12pm), and Wednesday (1pm- 2pm).
We will survive this and you will do GREAT!!

Unless otherwise state, zearn, esparks, and xtra math can be used for enrichment.

The choices:

For each subject, your child will need to choose one choice from the chart below.

** Ex. Reading- Your child picks Choice 1, math, Choice 2, writing – Choice 1, then from social studies **OR** science, your child chooses Choice 1 and choose the top or bottom activity. Your child will click on the link to get to the weekly reader or use the one in your printed packet. This is all your kiddo has to do for the week... once activity per 4 subjects. Your child's choices per subject are listed below.

Classes

Reading

Story: The Three Little Pigs

You can read story on Epic, listen to it on Epic, or read the paper copy

Choice 1

Answer the 6 questions in writing

Choice 2

Answer the story questions with the pictures. Read the question and glue the picture on the square that answers it.

Enrichment

Make a diorama of the story, or perform it as a stick puppet play (uses pictures from worksheet, glue and sticks to make puppet).

Math

Choice 1

Do pig math regrouping worksheets.

Choice 2

Do 1 full round of xtra math or one of the attached math fact sheets.

Enrichment

Do 2 or more rounds of xtra math or esparks. Or... show me an activity using math: you doing a recipe with a picture or video using measurement

Classes

Writing

Choice 1

Use attached paper to write about ... If I Had a Pet Pig.

Choice 2

Write about 3 facts you have learned. Put it in a paragraph. Ex: I have learned many facts about pigs. The first...

Enrichment

Write about how you feel about being out of school. What has been good? What has been bad?

Social Studies

OR

Science

Choice 1

Read weekly reader. Use link. Answer questions on the last page.

<https://sn2.scholastic.com/issues/2019-20/040420.html>

Class code:
maphome3

OR

Write 3 sentences: Would you like to live near a volcano? Why or why not?

Choice 2

Help with yard work. Raking, weeding, or picking up sticks. This is showing your providing help.

OR

Draw a picture of what you think the inside of a volcano looks like.

Enrichment

Find a project you can work on that explains volcanos.

OR

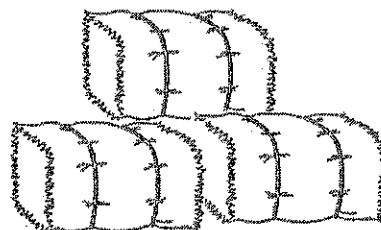

Make someone a flower pot with a flower. It can be small or as elaborate as you want.

THE THREE LITTLE PIGS

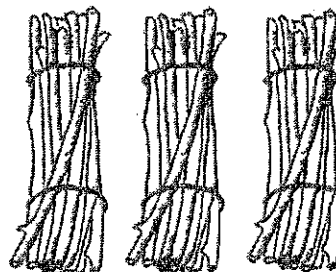
Once upon a time, there were three little pigs who decided it was time to start a new life in the wild wide world.

Before they left, Mother Pig said, "Whatever you do, do your best because that is how you will do well in life." With some money they had saved up, each of them packed their belongings and set out to begin a new life.


As they were walking into a market, the first little pig saw a man selling bales of straw. He thought the easiest and fastest way to build a house was to make one out of straw. So, he bought a few bales and made his way to the woods. In just a couple of hours, he built his house out of straw. He thought to himself, "This job was quick and easy. Now I can go fishing for the rest of the day."




At the market, the second little pig saw a man selling huge bundles of sticks. He thought a quick way to build his house was to make one out of sticks. So, he bought a few bundles and made his way to the woods. After half a day, he built his house out of sticks. He thought to himself, "This job was not too difficult after all. Now I can go down to the lake, swim in the cool waters, and play for the rest of the day."



Not far from the market was a brick yard. The third little pig saw a man selling blocks of bricks. He thought the strongest way to build his house was to make one out of bricks. So, he bought a few blocks of bricks and hauled them to the woods, one load at a time, using a wheelbarrow. He worked very hard day and night, spreading mortar on each layer of brick till the walls looked solid and firm. After a week, he built his house of bricks. It had a chimney and a fireplace, too. He thought to himself, "It was a tough job to build a house of bricks. But I can enjoy it in all sorts of weather, rain or shine." He smiled.




One day, as the first little pig was happily sweeping his floor, he looked out the window and saw a mean black wolf. "Little pig, little pig, let me come in," growled the hungry wolf.



"Not by the hair of my chinny-chin-chin!" said the first little pig. He quickly closed his window, threw down his broom and ran out by the back door.



Not giving up, the mean black wolf shouted, "Then I'll huff and puff and blow your house in!" That's just what the wolf did!




The first little pig ran as fast as he could to the house made of sticks. But the wolf could see him running off and started to follow him closely.




When the first little pig reached the house made of sticks, the second little pig was cleaning his yard. As soon as the two little pigs saw the mean black wolf coming, they quickly ran in the house and locked the wooden door. Nothing could stop the hungry wolf this time. So, he called out, "Little pigs, little pigs, let me come in," growled the wolf.

"Not by the hair of our chinny-chin-chins!" said the two little pigs. Then I'll huff and puff and blow your house in!"





And that's just what the wolf did!


The first two little pigs were taken aback and they ran as fast as they could to the house of bricks.



When the wolf got to the brick house, the three little pigs wouldn't let him in. Then he huffed and puffed with all his might.



He tried as hard as he could to blow the brick house down, but it stood firm and unshaken.



So, the wolf thought of an idea that he would go down the chimney.

That's just what he did.... SPLASH! He fell right into a pot of boiling water!



The wolf yelled and shot back up the chimney. He ran down the road as fast as he could and was never seen again! The three little pigs lived peacefully ever after.

The End!

ELEMENTS OF THE STORY:

- For questions 1 to 6, use the pictures on page 6 to cut and paste to answer these questions. Underline the correct answer in each scroll.

1. Who are the main characters in the story? (Hint: 4 pictures)

--	--	--	--

Father Pig	the first little pig	Mother Pig	the second little pig
	mean black wolf		the third little pig

2. What is the setting? Draw and color the setting.

a. the woods	b. the jungle	c. the city
--------------	---------------	-------------

3a. What is the beginning part of the story? (Hint: 3 pictures)

--	--	--

(Continue on next page)

- 3b.
- a. The three little pigs went fishing.
 - b. The three little pigs went camping.
 - c. The three little pigs each built a house of their own.

4. What is the main part of the story? (Hint: 4 pictures)

--	--	--	--

- a. The wind came and blew all the houses down.
- b. The mean black wolf came and blew down two houses except the one made of bricks.
- c. The floods came and destroyed all the houses.





5. What is the ending part of the story? (Hint: 1 picture)

- a. The wolf got tired of blowing down houses.
- b. The wolf went down the chimney, fell into a pot of boiling water, shot back up, and ran away.
- c. The wolf got mad at the three little pigs and ran away.

6. What is the problem or conflict of the story? (Hint: 1 picture)

- a. The wolf came and offered money to buy the little pigs' houses.
- b. The wolf went to each pig's home and wanted to eat them as food, demanding them to open the door, or he would blow their house down.

ELEMENTS OF THE STORY: - Cut out these pictures and use them to answer the questions from 1 to 6.



Name: _____

Muddy Pig



$\begin{array}{r} \square \square \\ - 56 \\ \hline \square \square \end{array}$	$\begin{array}{r} \square \square \\ - 92 \\ \hline \square \square \end{array}$
$\begin{array}{r} \square \square \\ - 29 \\ \hline \square \square \end{array}$	$\begin{array}{r} \square \square \\ - 38 \\ \hline \square \square \end{array}$
$\begin{array}{r} \square \square \\ - 91 \\ \hline \square \square \end{array}$	$\begin{array}{r} \square \square \\ - 88 \\ \hline \square \square \end{array}$
$\begin{array}{r} \square \square \\ - 47 \\ \hline \square \square \end{array}$	$\begin{array}{r} \square \square \\ - 69 \\ \hline \square \square \end{array}$
$\begin{array}{r} \square \square \\ - 43 \\ \hline \square \square \end{array}$	$\begin{array}{r} \square \square \\ - 70 \\ \hline \square \square \end{array}$
$\begin{array}{r} \square \square \\ - 26 \\ \hline \square \square \end{array}$	$\begin{array}{r} \square \square \\ - 48 \\ \hline \square \square \end{array}$

© 2016 Stivya Murphy Eye-Popping Fun Resources


Cut and paste the correct answer and picture to match the question.

<p>17</p>	<p>19</p>
<p>27</p>	<p>22</p>
<p>27</p>	<p>54</p>

April 6-15th
Choice 1

Name: _____

Muddy pig



$\begin{array}{r} 43 \\ -26 \\ \hline \end{array}$	$\begin{array}{r} 76 \\ -38 \\ \hline \end{array}$	$\begin{array}{r} 96 \\ -57 \\ \hline \end{array}$	$\begin{array}{r} 84 \\ -76 \\ \hline \end{array}$
$\begin{array}{r} 73 \\ -54 \\ \hline \end{array}$	$\begin{array}{r} 40 \\ -27 \\ \hline \end{array}$	$\begin{array}{r} 93 \\ -47 \\ \hline \end{array}$	$\begin{array}{r} 82 \\ -73 \\ \hline \end{array}$
$\begin{array}{r} 59 \\ -36 \\ \hline \end{array}$	$\begin{array}{r} 81 \\ -57 \\ \hline \end{array}$	$\begin{array}{r} 90 \\ -62 \\ \hline \end{array}$	$\begin{array}{r} 48 \\ -19 \\ \hline \end{array}$
$\begin{array}{r} 81 \\ -59 \\ \hline \end{array}$	$\begin{array}{r} 70 \\ -63 \\ \hline \end{array}$	$\begin{array}{r} 88 \\ -29 \\ \hline \end{array}$	$\begin{array}{r} 69 \\ -16 \\ \hline \end{array}$

© 2016 Simiya Murphy: Eye-Popping-Fun-Resources

Cut and paste the correct answer and picture to match the question.

53	29	7	23
39	13	8	28
17	9	24	22
46	19	38	59

April 6-10th
 Choice 1



$$\begin{array}{r} - 47 \\ 48 \end{array}$$

$$\begin{array}{r} - 15 \\ 85 \end{array}$$

$$\begin{array}{r} - 28 \\ 77 \end{array}$$

$$\begin{array}{r} - 36 \\ 71 \end{array}$$

$$\begin{array}{r} - 44 \\ 98 \end{array}$$

$$\begin{array}{r} - 20 \\ 92 \end{array}$$

$$\begin{array}{r} - 53 \\ 91 \end{array}$$

$$\begin{array}{r} - 56 \\ 56 \end{array}$$

$$\begin{array}{r} - 43 \\ 72 \end{array}$$

$$\begin{array}{r} - 48 \\ 85 \end{array}$$

$$\begin{array}{r} - 19 \\ 44 \end{array}$$

$$\begin{array}{r} - 47 \\ 94 \end{array}$$

$$\begin{array}{r} - 33 \\ 60 \end{array}$$

$$\begin{array}{r} - 39 \\ 75 \end{array}$$

$$\begin{array}{r} - 67 \\ 72 \end{array}$$

$$\begin{array}{r} - 38 \\ 87 \end{array}$$

$$\begin{array}{r} - 36 \\ 56 \end{array}$$

$$\begin{array}{r} - 14 \\ 46 \end{array}$$

$$\begin{array}{r} - 22 \\ 42 \end{array}$$

$$\begin{array}{r} - 26 \\ 41 \end{array}$$

$$\begin{array}{r} - 12 \\ 61 \end{array}$$

$$\begin{array}{r} - 38 \\ 93 \end{array}$$

$$\begin{array}{r} - 70 \\ 98 \end{array}$$

$$\begin{array}{r} - 24 \\ 64 \end{array}$$

$$\begin{array}{r} - 14 \\ 46 \end{array}$$

$$\begin{array}{r} - 39 \\ 66 \end{array}$$

$$\begin{array}{r} - 29 \\ 33 \end{array}$$

$$\begin{array}{r} - 56 \\ 79 \end{array}$$

$$\begin{array}{r} - 21 \\ 86 \end{array}$$

$$\begin{array}{r} - 58 \\ 70 \end{array}$$

Name : _____

Teacher : _____

Score : _____


Date : _____

Shadon and Maria
Apr 16-10th

PIGS

Pig Word Bank

- | | | |
|---------|--------|--------|
| hog | sow | grunt |
| swine | boar | squeal |
| snout | wallow | mud |
| hoofs | sty | toe |
| tail | pigpen | farm |
| piglets | oink | curly |




by _____

Handwriting practice lines consisting of four sets of three horizontal lines (top solid, middle dashed, bottom solid).

Steady 2nd

What I Know about PIGS

by _____



Handwriting practice lines consisting of three sets of horizontal lines. Each set includes a solid top line, a dashed middle line, and a solid bottom line.


Handwritten signature and date

where I live

what I eat

what I do

how I look



name _____

Stuebler and

April 6-10th

Choice 3

A large rectangular area containing ten sets of handwriting lines. Each set consists of a solid top line, a dashed middle line, and a solid bottom line, providing a guide for letter height and placement.

Handwritten signature or initials

Week of April 6-10, 2020

2nd/3rd PE

Coach Kappy

Please pick 3 out of the 5 activities to do for the week. Please email me a picture of your child completing the activities and the dates or email me a description of the activities. You or your child may also write a few sentences about the activity and submit to the homework box located in the Lake Crest foyer.

Please email me at jenny.kapraun-yeach@oakland5.org or call the school and leave a message, and I will give you a call as soon as I can.

Class	Choice 1	Choice 2	Choice 3	Choice 4	Choice 5
2nd/ 3rd Grade	Ride your bike for 15-20 minutes	25 Forward Jump Ropes 25 Backward Jump Ropes 25 Jumping Jacks 10 Burpees	Play Basketball for 15-20 minutes	25 Forward & Backward Line Hops 25 Side to Side Line Hops 10 Windmills 10 Toe Touches 25 Jumping Jacks	Run 5 times around your house (outside) or run 5 times around your yard

Week of April 6-17, 2020

2nd Grade Art

Mrs. Sweeney

Please pick 1 out of the 3 activities to complete every other week. Please email me a picture of your child completing the activities or submit the activity to the homework box located in the Lake Crest foyer. Some of the art projects require supplies. Please feel free to improvise if you do not have the required supplies, or reach out to me or the office and we will work together to get you what we need. Some basic supplies will be available for pick-up in the Lake Crest foyer.


Please email me at jill.sweeney@oakland5.org or call the school and leave a message, and I will give you a call as soon as I can. My office hours are 8-10 am on Mondays and Wednesdays and Tuesdays 10-12. I will be readily available at those times.

Class	Choice 1	Choice 2	Choice 3
2nd Grade	Giraffe Drawing	Kangaroo Drawing	Sidewalk Chalk Easter Eggs Drawing



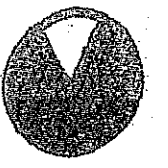





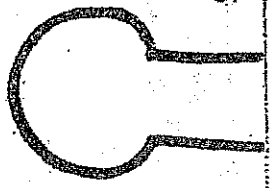

Drawing Instructions: Giraffe

Referetice Drawing Lesson Sheet

1. Draw 2 circles for the eyes
2. Add angle line inside of each circle
3. Fill in area black around angle line
4. Add a large curve line above the eyes for the top of the head.
5. Draw the nose close to the bottom of the paper using a small curve line and a deeper curve line under it.
6. Add 2 circles filled in black for the nostrils on the nose. Connect the top of the head to the nose using a curve line on each side of the face.
7. Draw 2 curve lines to a point for each ear:
8. Add another curve line in the middle of the ear to divide the outer ear from the inner ear. Color the inside of the ear black.
9. Draw horns between the ears by using 2 straight lines and a curve line for each horn. Add a neck by drawing a line from the right ear to the right side of the paper and then another line from the nose to the bottom right hand corner.
10. Draw hair using straight lines between the ears and down the top of the neck. Add giraffe spots on the face using curve lines in a square movement.




Name _____


 1	 2	 3	 4	 5
 6	 7	 8	 9	 10

Giraffe Drawing Lesson Sheet


Draw a Kangaroo and Baby



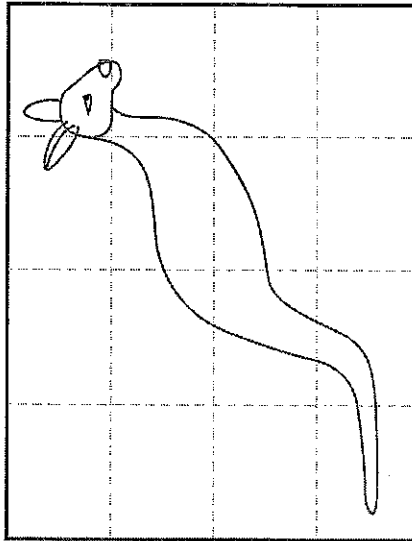
1. Print guidelines (pg 2). Draw the head.



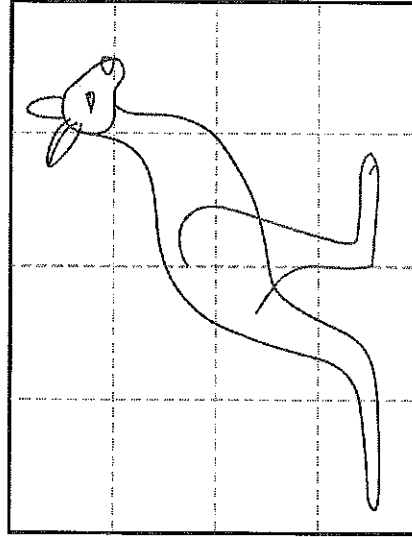
2. Add the ears.



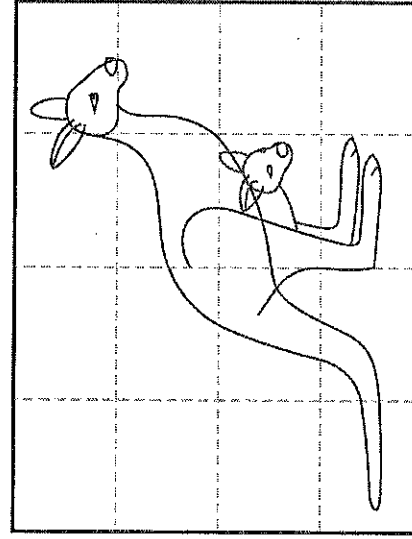
3. Start the body.



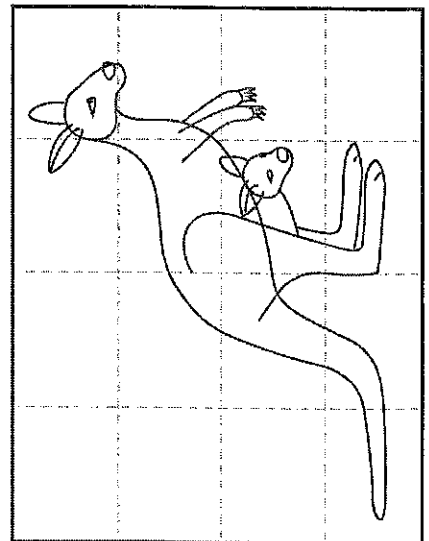
4. Finish the body, ending with the tail.



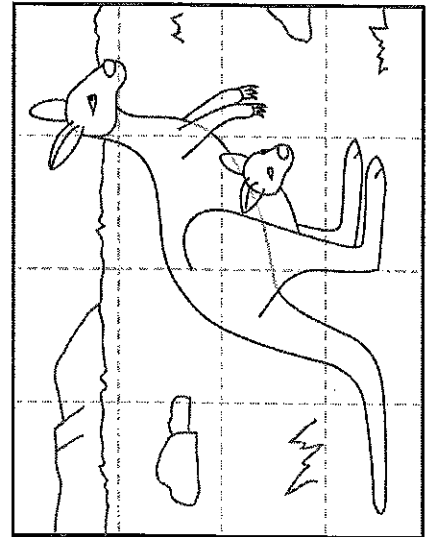
5. Draw one large leg.



6. Add the baby, and then the other leg.



7. Draw two arms.



8. Erase extra lines, and add background.



9. Trace with a black marker and color.

2nd Act / Choices
April 6-17

2nd Grade/Art/Sweeney

April 6-17

Sidewalk Chalk Easter Eggs

Materials: chalk

Directions:

Draw large colorful eggs and decorate them with line and shape patterns.

Take a picture and email it to Mrs. Sweeney.

Alternative: Draw eggs on paper, decorate and cut out.

jill.sweeney@oakland5.org

Weeks of April 6-17, 2020

April Lee

Hello, Parents! I miss making music with your young ones, but with these activity sheets come my warmest wishes, best virtual hugs, and hopes for a brighter tomorrow! With the holiday coming up and the warmer weather, I think we're well on our way!

Students will need only a pencil and their hands to complete choice #1. Crayons, colored pencils, or markers will be needed for choice #2.

Their work is due April 17th. Why two weeks? Because one week they should do Art and the other Music. But if they have work done they wish to return with their other school work on April 13, that's great!


My "office hours" are from 10:00 a.m. to noon on Mondays, Wednesdays, & Thursdays, but you can email me anytime with questions or concerns at april.lee@oakland5.org.

Class	Choice 1	Choice 2	Choice 3 (Enrichment)
2nd Grade Music	Rhythm of Superheroes	Easter Coloring Sheet	Find a 2nd grade activity on the Lake Crest Music group on Facebook and send Mrs. Lee a picture or a video.



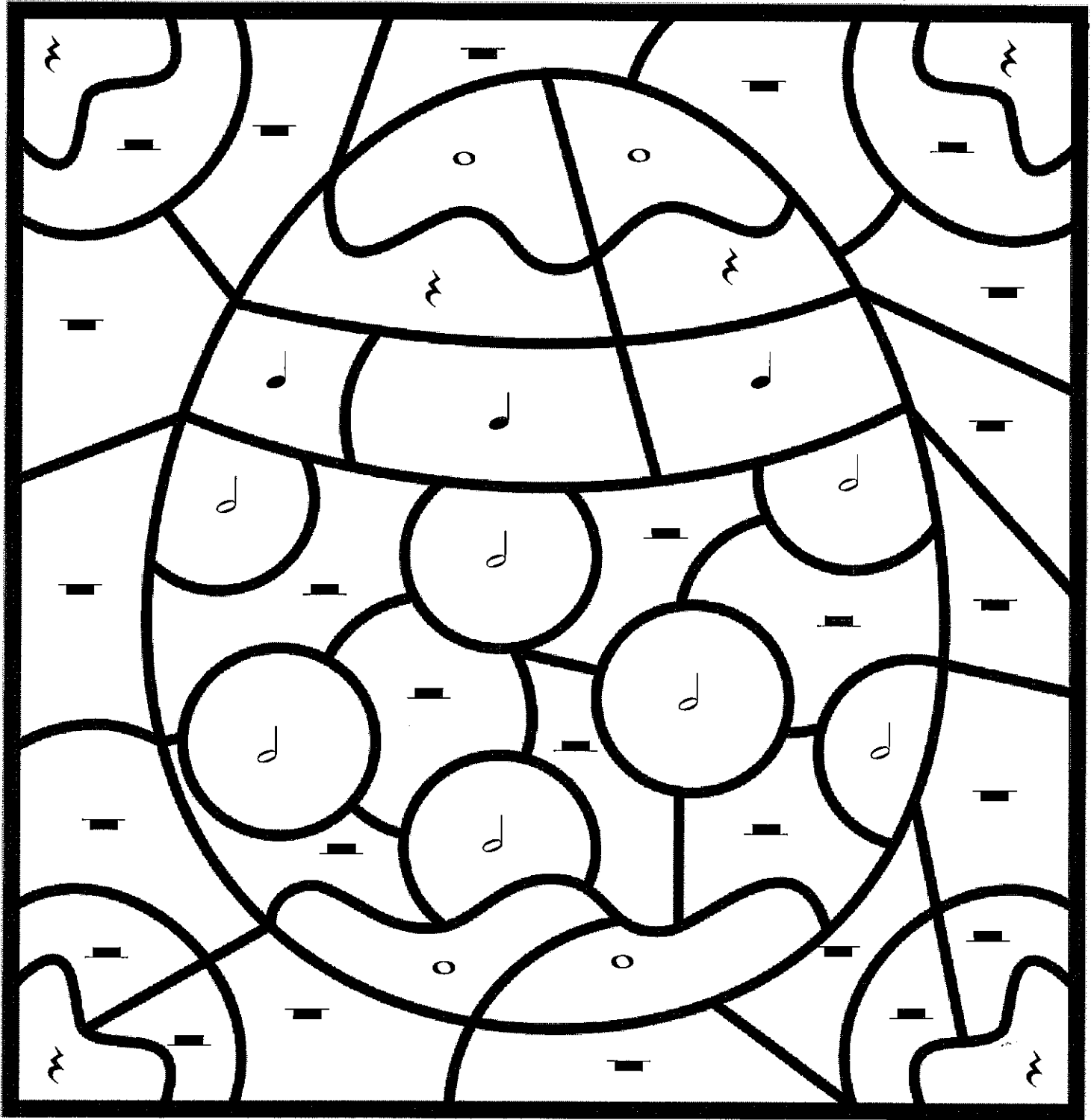
Rhythm of Superheroes






Write each of the Superhero words into the correct rhythm box.



- Superman
- Wonder Woman
- Ironman
- Cat-woman
- Green Lantern
- Batman
- Spider Man
- Ghost Rider
- Iceman
- Super Girl
- Aquaman
- Wolverine
- Daredevil
- Green arrow
- Captain Marvel
- Black Canary
- Wildcat
- Hawkman
- Nightcrawler
- Human Torch





QUARTER NOTE - GREEN 	QUARTER REST - ORANGE 
HALF NOTE - BLUE 	HALF REST - PURPLE 
WHOLE NOTE - PINK 	WHOLE REST - YELLOW 