

Week of April 6-10

Mrs. Childress's 3rd Grade

Mrs. Childress's office hours:

Monday 8-10am Tuesday 10-12 Wednesday 12-2pm Thursday 2-4pm

You may email completed work to dede.childress@oakland5.org (or drop off at school) every Monday.

Subject	Choice 1	Choice 2	Choice 3
Math	Complete 60 multiplication problems. The worksheet is attached.	Complete 30 subtraction problems. Some problems may require regrouping. The worksheet is attached.	Make a recipe with an adult or family member. Must submit a picture of student measuring and making the recipe.
Reading	Read a story of your choice and answer the 4 questions.	Read a story of your choice and illustrate your favorite part of the book.	Read a story of your choice and complete a book report.
Writing	Write down 5 things you did today.	Write a letter to your teacher.	Make up your own story. Must be one page long.
Free Choice #1	Read a Scholastic News Magazine and answer the questions on the back. **See Below	Draw a picture of what you think the First Thanksgiving looked like with the Pilgrims and Native Americans.	Write a word in cursive for each letter of the alphabet.
Free Choice #2	Draw a picture of your favorite ecosystem. Label the plants and animals that live there.	Pretend you were a Pilgrim on the Mayflower. Write a journal entry for what the conditions were like on the Mayflower.	Write each month of the year in cursive. Don't forget to capitalize the beginning letters!

** To read the digital copy: go to <http://sn3.scholastic.com/> click Login (top right), Choose- "I am a student" and use the password: childress2020

Name : _____

Score : _____

Teacher : Mrs. Childress

Week 1 Choice #1

$$\begin{array}{r} 5 \\ \times 5 \\ \hline \end{array}$$

$$\begin{array}{r} 0 \\ \times 4 \\ \hline \end{array}$$

$$\begin{array}{r} 3 \\ \times 10 \\ \hline \end{array}$$

$$\begin{array}{r} 4 \\ \times 1 \\ \hline \end{array}$$

$$\begin{array}{r} 0 \\ \times 10 \\ \hline \end{array}$$

$$\begin{array}{r} 4 \\ \times 11 \\ \hline \end{array}$$

$$\begin{array}{r} 6 \\ \times 7 \\ \hline \end{array}$$

$$\begin{array}{r} 8 \\ \times 6 \\ \hline \end{array}$$

$$\begin{array}{r} 8 \\ \times 12 \\ \hline \end{array}$$

$$\begin{array}{r} 10 \\ \times 1 \\ \hline \end{array}$$

$$\begin{array}{r} 1 \\ \times 6 \\ \hline \end{array}$$

$$\begin{array}{r} 7 \\ \times 6 \\ \hline \end{array}$$

$$\begin{array}{r} 6 \\ \times 5 \\ \hline \end{array}$$

$$\begin{array}{r} 4 \\ \times 3 \\ \hline \end{array}$$

$$\begin{array}{r} 9 \\ \times 5 \\ \hline \end{array}$$

$$\begin{array}{r} 1 \\ \times 1 \\ \hline \end{array}$$

$$\begin{array}{r} 11 \\ \times 1 \\ \hline \end{array}$$

$$\begin{array}{r} 4 \\ \times 10 \\ \hline \end{array}$$

$$\begin{array}{r} 6 \\ \times 6 \\ \hline \end{array}$$

$$\begin{array}{r} 10 \\ \times 11 \\ \hline \end{array}$$

$$\begin{array}{r} 5 \\ \times 3 \\ \hline \end{array}$$

$$\begin{array}{r} 1 \\ \times 5 \\ \hline \end{array}$$

$$\begin{array}{r} 11 \\ \times 12 \\ \hline \end{array}$$

$$\begin{array}{r} 6 \\ \times 11 \\ \hline \end{array}$$

$$\begin{array}{r} 1 \\ \times 0 \\ \hline \end{array}$$

$$\begin{array}{r} 1 \\ \times 9 \\ \hline \end{array}$$

$$\begin{array}{r} 9 \\ \times 9 \\ \hline \end{array}$$

$$\begin{array}{r} 11 \\ \times 10 \\ \hline \end{array}$$

$$\begin{array}{r} 6 \\ \times 2 \\ \hline \end{array}$$

$$\begin{array}{r} 1 \\ \times 4 \\ \hline \end{array}$$

$$\begin{array}{r} 10 \\ \times 8 \\ \hline \end{array}$$

$$\begin{array}{r} 3 \\ \times 8 \\ \hline \end{array}$$

$$\begin{array}{r} 5 \\ \times 2 \\ \hline \end{array}$$

$$\begin{array}{r} 4 \\ \times 6 \\ \hline \end{array}$$

$$\begin{array}{r} 11 \\ \times 2 \\ \hline \end{array}$$

$$\begin{array}{r} 12 \\ \times 9 \\ \hline \end{array}$$

$$\begin{array}{r} 9 \\ \times 1 \\ \hline \end{array}$$

$$\begin{array}{r} 10 \\ \times 3 \\ \hline \end{array}$$

$$\begin{array}{r} 5 \\ \times 9 \\ \hline \end{array}$$

$$\begin{array}{r} 11 \\ \times 7 \\ \hline \end{array}$$

$$\begin{array}{r} 0 \\ \times 1 \\ \hline \end{array}$$

$$\begin{array}{r} 3 \\ \times 9 \\ \hline \end{array}$$

$$\begin{array}{r} 8 \\ \times 2 \\ \hline \end{array}$$

$$\begin{array}{r} 7 \\ \times 7 \\ \hline \end{array}$$

$$\begin{array}{r} 7 \\ \times 8 \\ \hline \end{array}$$

$$\begin{array}{r} 0 \\ \times 7 \\ \hline \end{array}$$

$$\begin{array}{r} 10 \\ \times 9 \\ \hline \end{array}$$

$$\begin{array}{r} 2 \\ \times 1 \\ \hline \end{array}$$

$$\begin{array}{r} 8 \\ \times 5 \\ \hline \end{array}$$

$$\begin{array}{r} 2 \\ \times 7 \\ \hline \end{array}$$

$$\begin{array}{r} 0 \\ \times 2 \\ \hline \end{array}$$

$$\begin{array}{r} 12 \\ \times 5 \\ \hline \end{array}$$

$$\begin{array}{r} 12 \\ \times 3 \\ \hline \end{array}$$

$$\begin{array}{r} 12 \\ \times 7 \\ \hline \end{array}$$

$$\begin{array}{r} 0 \\ \times 9 \\ \hline \end{array}$$

$$\begin{array}{r} 9 \\ \times 0 \\ \hline \end{array}$$

$$\begin{array}{r} 4 \\ \times 5 \\ \hline \end{array}$$

$$\begin{array}{r} 9 \\ \times 12 \\ \hline \end{array}$$

$$\begin{array}{r} 4 \\ \times 12 \\ \hline \end{array}$$

$$\begin{array}{r} 7 \\ \times 5 \\ \hline \end{array}$$



Name : _____

Score : _____

Teacher : Mrs. Childress

Week 1 Choice #2

$\begin{array}{r} 750 \\ - 46 \\ \hline \end{array}$	$\begin{array}{r} 917 \\ - 31 \\ \hline \end{array}$	$\begin{array}{r} 245 \\ - 23 \\ \hline \end{array}$	$\begin{array}{r} 373 \\ - 62 \\ \hline \end{array}$	$\begin{array}{r} 408 \\ - 49 \\ \hline \end{array}$	$\begin{array}{r} 479 \\ - 92 \\ \hline \end{array}$
--	--	--	--	--	--

$\begin{array}{r} 796 \\ - 58 \\ \hline \end{array}$	$\begin{array}{r} 223 \\ - 50 \\ \hline \end{array}$	$\begin{array}{r} 315 \\ - 85 \\ \hline \end{array}$	$\begin{array}{r} 248 \\ - 87 \\ \hline \end{array}$	$\begin{array}{r} 447 \\ - 85 \\ \hline \end{array}$	$\begin{array}{r} 443 \\ - 89 \\ \hline \end{array}$
--	--	--	--	--	--

$\begin{array}{r} 370 \\ - 51 \\ \hline \end{array}$	$\begin{array}{r} 802 \\ - 27 \\ \hline \end{array}$	$\begin{array}{r} 307 \\ - 63 \\ \hline \end{array}$	$\begin{array}{r} 955 \\ - 54 \\ \hline \end{array}$	$\begin{array}{r} 613 \\ - 54 \\ \hline \end{array}$	$\begin{array}{r} 589 \\ - 87 \\ \hline \end{array}$
--	--	--	--	--	--

$\begin{array}{r} 869 \\ - 98 \\ \hline \end{array}$	$\begin{array}{r} 731 \\ - 96 \\ \hline \end{array}$	$\begin{array}{r} 857 \\ - 97 \\ \hline \end{array}$	$\begin{array}{r} 716 \\ - 86 \\ \hline \end{array}$	$\begin{array}{r} 371 \\ - 68 \\ \hline \end{array}$	$\begin{array}{r} 639 \\ - 79 \\ \hline \end{array}$
--	--	--	--	--	--

$\begin{array}{r} 759 \\ - 48 \\ \hline \end{array}$	$\begin{array}{r} 501 \\ - 60 \\ \hline \end{array}$	$\begin{array}{r} 756 \\ - 96 \\ \hline \end{array}$	$\begin{array}{r} 955 \\ - 43 \\ \hline \end{array}$	$\begin{array}{r} 977 \\ - 43 \\ \hline \end{array}$	$\begin{array}{r} 350 \\ - 98 \\ \hline \end{array}$
--	--	--	--	--	--



April 6-10th
Reading
week 1 choice 1

Mrs. Childress

3rd Grade

Week: 1

Reading Choice #1

Directions: Read a book of your choice and answer the following questions *in cursive*.

Name: _____

Title of Book: _____

Author: _____

If it is a chapter book, tell me the pages you read: _____

Please answer each question in complete sentences and in your best cursive handwriting.

1. Who was your favorite character in the book?
2. What made that character your favorite?
3. Tell me your favorite part of the book.
4. Why was that part your favorite?

April 6-10th
Reading
Week 1
choice 2

Mrs. Childress

3rd Grade

Week: 1

Reading Choice #2

Directions: Read a book of your choice and answer the following questions *in cursive*.


Name: _____

Title of Book: _____

Author: _____

If it is a chapter book, tell me the pages you read: _____

Directions: Illustrate (draw) what happened during your favorite part of the book. Must have the main character and the setting (where the story takes place).



Mrs. Childress

3rd Grade

Week: 1

Reading Choice #3

Directions: Read a book of your choice and answer the following questions. Answers should be written in complete sentences and in your best cursive handwriting.

Name: _____

Title of the Book: _____

Main Characters: _____

Setting of the Book: _____

What genre was the book you read? (fiction, nonfiction, historical fiction, fantasy, realistic fiction, fable, science fiction, mystery, biography) Circle one.

What happened in the beginning of the book? _____

What happened in the middle of the book? _____

What happened at the end of the book? _____

What was your favorite part of the book and
why? _____

Mrs. Childress

3rd Grade

Week: 1

Writing Choice #1

Name: _____

Directions: Write down 5 things you did today in complete sentences and in your best cursive handwriting.

1. _____

2. _____

3. _____

4. _____

5. _____

Mrs. Childress
3rd Grade
Week: 1
Writing Choice #2

Name: _____

Directions: Write a letter to your teacher in your best cursive handwriting. Must be at least 5 sentences long.

Dear _____,

Sincerely,

*writing
week 1
choice 3*

April 6-10th

Mrs. Childress
3rd Grade
Week: 1
Writing Choice #3

Name: _____

Directions: Make up a story of your own. Must be one page long and written in complete sentences and in your best cursive handwriting.

Title of your story: _____

Cursive Alphabet

Aa Bb Cc Dd

Ee Ff Gg Hh

Ii Jj Kk Ll

Mm Nn Oo

Pp Qq Rr Ss

Tt Uu Vv Ww

Xx Yy Zz

Mrs. Childress 3rd Grade Free Choice #1 Option #3 Week 1

NAME: _____

Mrs. Childress 5th grade Free Choice #2 Option 3 Week 1

NAME:

MRS Childress 3rd Grade Extra lined paper for practice.

Week of April 6-10, 2020

2nd/3rd PE

Coach Kappy

Please pick 3 out of the 5 activities to do for the week. Please email me a picture of your child completing the activities and the dates or email me a description of the activities. You or your child may also write a few sentences about the activity and submit to the homework box located in the Lake Crest foyer.

Please email me at jenny.kapraun-veach@oakland5.org or call the school and leave a message, and I will give you a call as soon as I can.

Class	Choice 1	Choice 2	Choice 3	Choice 4	Choice 5
2nd/ 3rd Grade	Ride your bike for 15-20 minutes	25 Forward Jump Ropes 25 Backward Jump Ropes 25 Jumping Jacks 10 Burpees	Play Basketball for 15-20 minutes	25 Forward & Backward Line Hops 25 Side to Side Line Hops 10 Windmills 10 Toe Touches 25 Jumping Jacks	Run 5 times around your house (outside) or run 5 times around your yard

Week of April 6-17, 2020

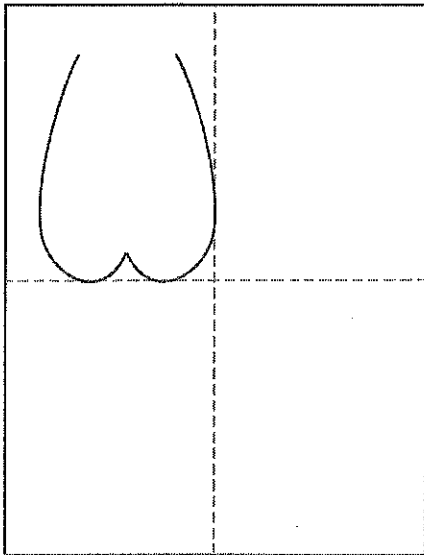
3rd Grade Art

Mrs. Sweeney

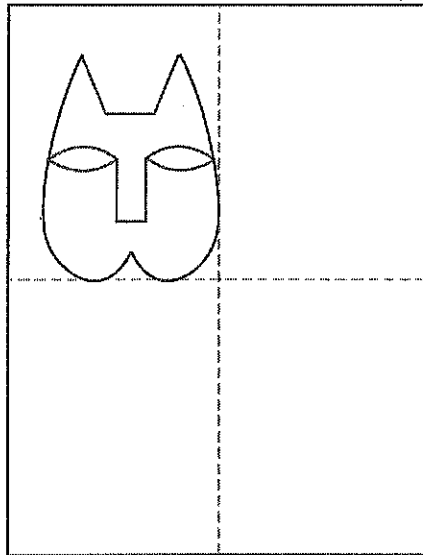
Please pick 1 out of the 3 activities to complete every other week. Please email me a picture of your child completing the activities or submit the activity to the homework box located in the Lake Crest foyer. Some of the art projects require supplies. Please feel free to improvise if you do not have the required supplies, or reach out to me or the office and we will work together to get you what we need. Some basic supplies will be available for pick-up in the Lake Crest foyer.

Please email me at jill.sweeney@oakland5.org or call the school and leave a message, and I will give you a call as soon as I can. My office hours are 8-10 am on Mondays and Wednesdays 10-12. I will be readily available at those times.

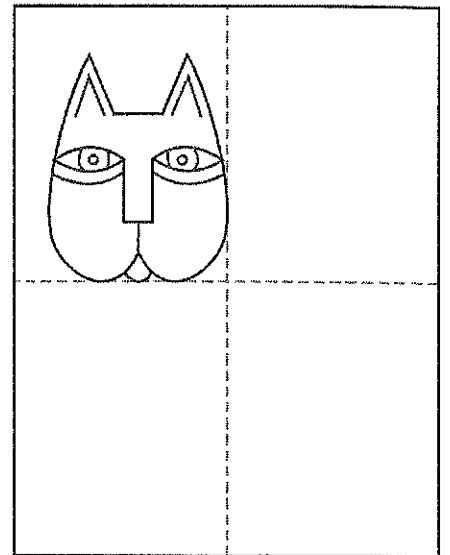
Class	Choice 1	Choice 2	Choice 3
3rd Grade	Cat Drawing	Monster Game	Rubbings/Texture Animal



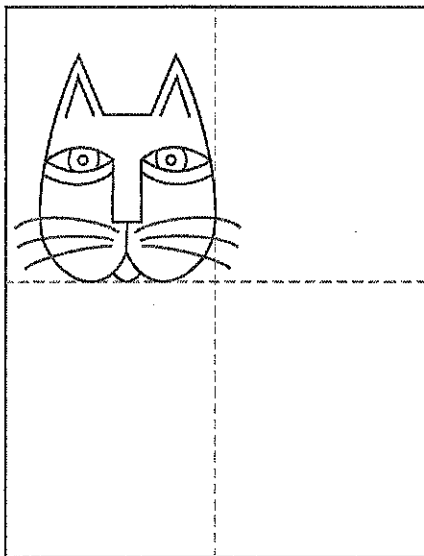
1. Make guide lines. Start the head.



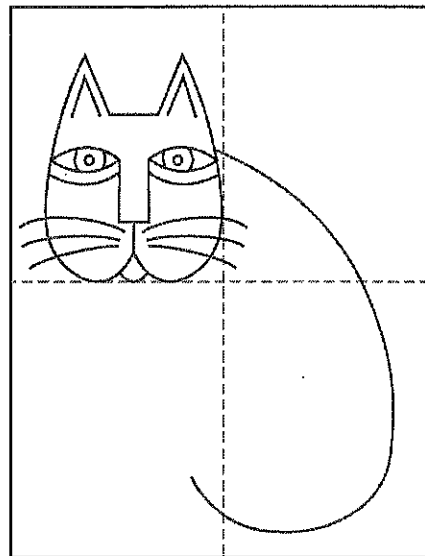
2. Finish head. Add eyes, nose.



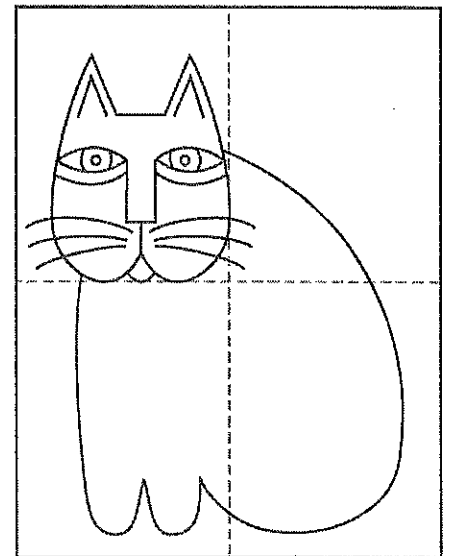
3. Add the details shown.



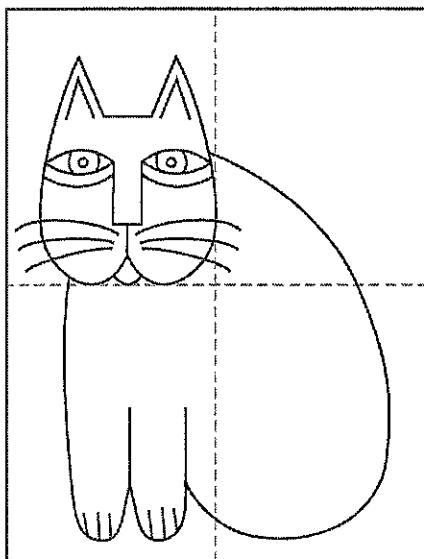
4. Finish face with whiskers.




5. Draw the curved back.




6. Finish the front shape.



7. Extend leg lines. Add claws.







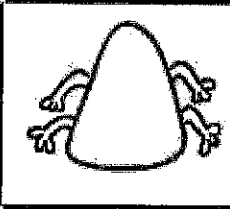

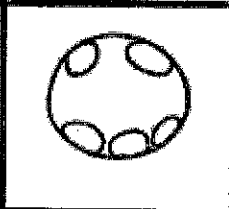




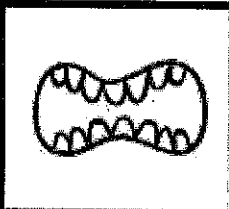
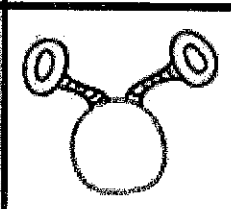




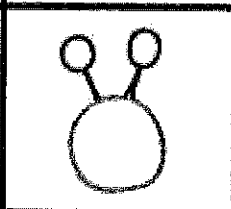












8. Add a tail in the back.



9. Trace and decorate with markers. or crayons.

Monsters

	1st Roll	2nd Roll	3rd Roll	4th Roll
	Bodies	Eyes and Noses	Mouths	Hair and top stuff
				
				
				
				
				
				

Materials: paper

Crayons or markers/pencil

1 Dice

Directions:

Roll the dice. The first roll will choose the body shape for your monster.

Continue rolling until you have drawn your monster.

Color and add additional details.

3rd Grade/Art/Sweeney

April 6-17

Texture Rubbings

Materials: crayons

Paper

Directions:

Look around to find different texture materials.

Place your paper on top of the object and rub your crayon on top. This rubbing creates texture.

Find at least 5 different textures, rub with a different color filling the paper.

Turn paper over and draw an outline of an animal. You may look at coloring books or online to draw your shape.

Cut it out.

You may add a little detail such as eyes and a mouth with crayon.

Weeks of April 6-17, 2020

April Lee

Hello, Parents! I miss making music with your young ones, but with these activity sheets come my warmest wishes, best virtual hugs, and hopes for a brighter tomorrow! With the holiday coming up and the warmer weather, I think we're well on our way!

Students will need their hands, scissors, paper, and glue (or tape) to complete choice #1. If those supplies are not available, simply write out the rhythms with the candy bar names under them to create their own Candy Bar Rap. For choice #2, students will need crayons, colored pencils, or markers.


Their work is due April 17th. Why two weeks? Because one week they should do Art and the other Music. But if they have work done they wish to return with their other school work on April 13, that's great!

My "office hours" are from 10:00 a.m. to noon on Mondays, Wednesdays, & Thursdays, but you can email me anytime with questions or concerns at april.lee@oakland5.org.



Class	Choice 1	Choice 2	Choice 3 (Enrichment)
3rd Grade Music	Candy Bar Rhythms	Easter Coloring Sheet	Find a 3rd grade activity on the Lake Crest Music group on Facebook and send Mrs. Lee a picture or a video.

Practice clapping the rhythms. After you have mastered each one, cut them apart and put them in a different order to create your own Candy Bar Rhythm Rap.



To turn this in for a grade, glue or tape them down on a separate piece of paper in your new order and give them a title (like "The Happy Candy Bar Rap"). Be sure your name and grade level (3rd grade, 4th grade, etc.) are at the top of the paper. (Hints: One candy bar rhythm uses its brand name in the rhythm "Nestle..." and another doesn't use all of the words --- don't say "cups.")




SNICKERS




Butterfinger




CRUNCH



Reese's
2 PEANUT BUTTER CUPS



HERSHEY'S
Milk Chocolate



Milky Way More Caramel









KitKat
CRISP WAFERS
IN CHOCOLATE




HERSHEY'S
Mr. Goodbar
PEANUTS IN MILK CHOCOLATE



Twix
Chocolate • Caramel • CRISPER BARS



Oh Henry!
PEANUT BUTTER
CANDY BARS









M&M'S
PEANUT
M&M'S



3 Musketeers
Whipped Up, Tasty Chocolate and Cream Candy





QUARTER NOTE – GREEN		QUARTER REST – ORANGE	
HALF NOTE – WHITE		HALF REST – PURPLE	
WHOLE NOTE – PINK		WHOLE REST – YELLOW	